

Standard Stellungen (in Rechteck und Trapez Form)



Einzelwand



L-Stellung links/rechts (Trapez)



U-Stellung (Trapez)



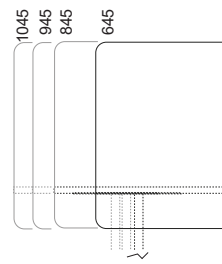
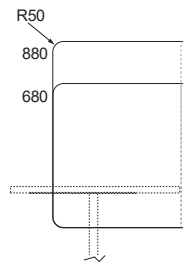
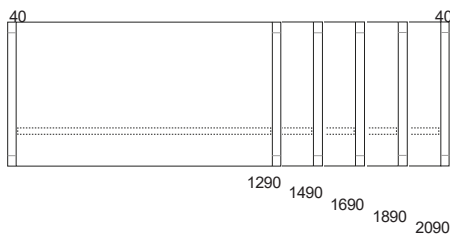
L-Stellung links/rechts (Rechteck)



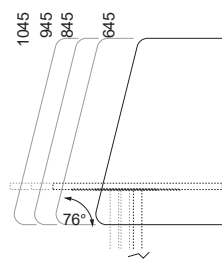
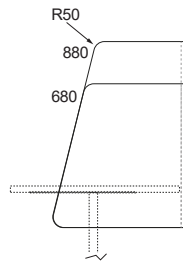
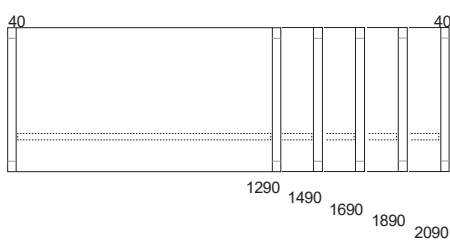
U-Stellung (Rechteck)

Format Breite / Höhe / Tiefe mm

Rechteck

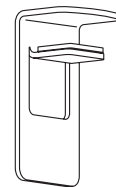


Trapez



Anbindung

Hintertisch





Zwei Klemmen je Element und Seite, drei Klemmen ab Tischbreite 1800 mm

Option Glasaufsatz Höhe 300 / 400 mm

Rechteck

Trapez



Klemme in RAL 7016 Anthrazitgrau / RAL 9006 Weißaluminium; Eckverbindung der Gläser mit Silikonklebeband

Mood Line 40 mm

Schallabsorptionsgrad α_p nach DIN EN ISO 354

125 Hz	α_p 0,21
250 Hz	α_p 0,37
500 Hz	α_p 0,60
1000 Hz	α_p 0,69
2000 Hz	α_p 0,75
4000 Hz	α_p 0,88

Bewerteter Schallabsorptionsgrad α_w 0,65 (H)
DIN EN ISO 354 Prüfzeugnis